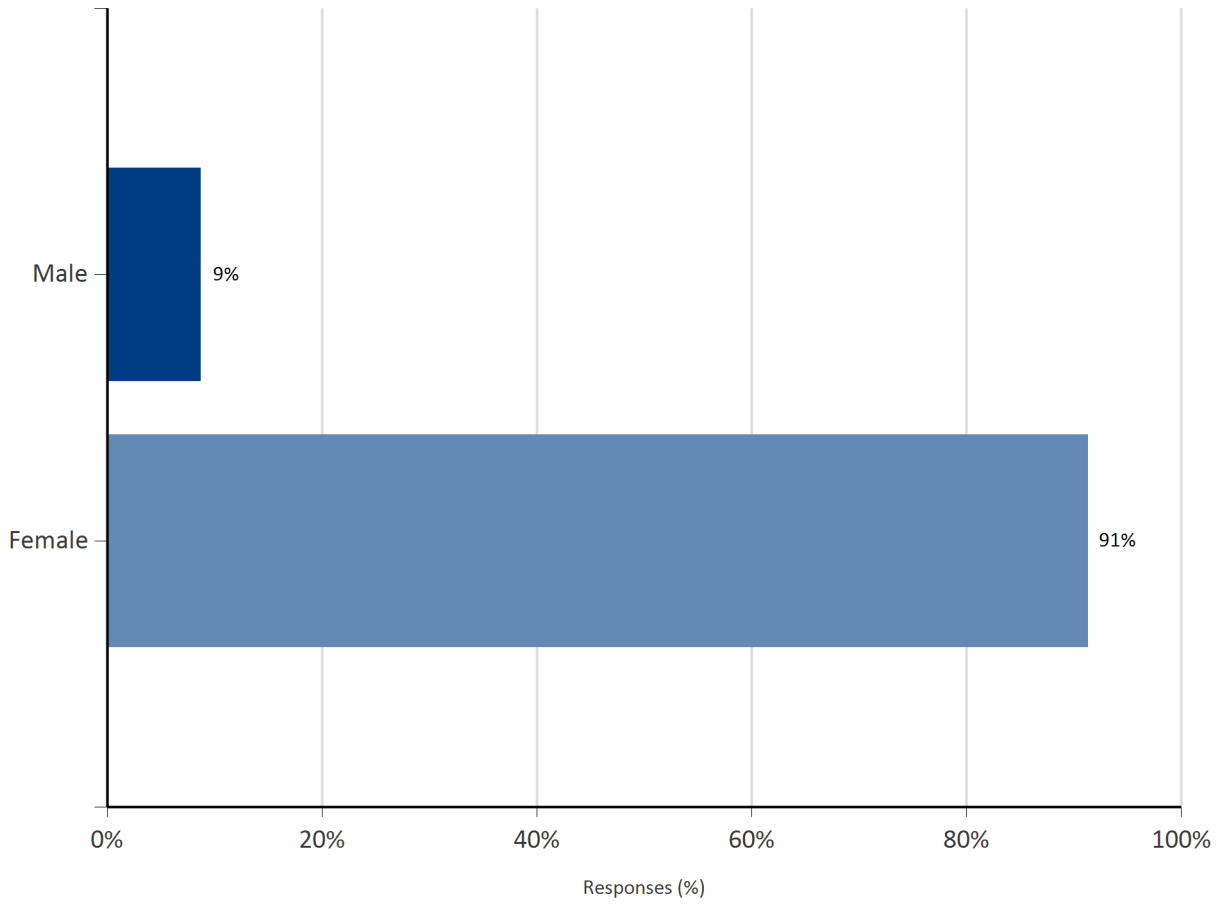


School Survey

Overview

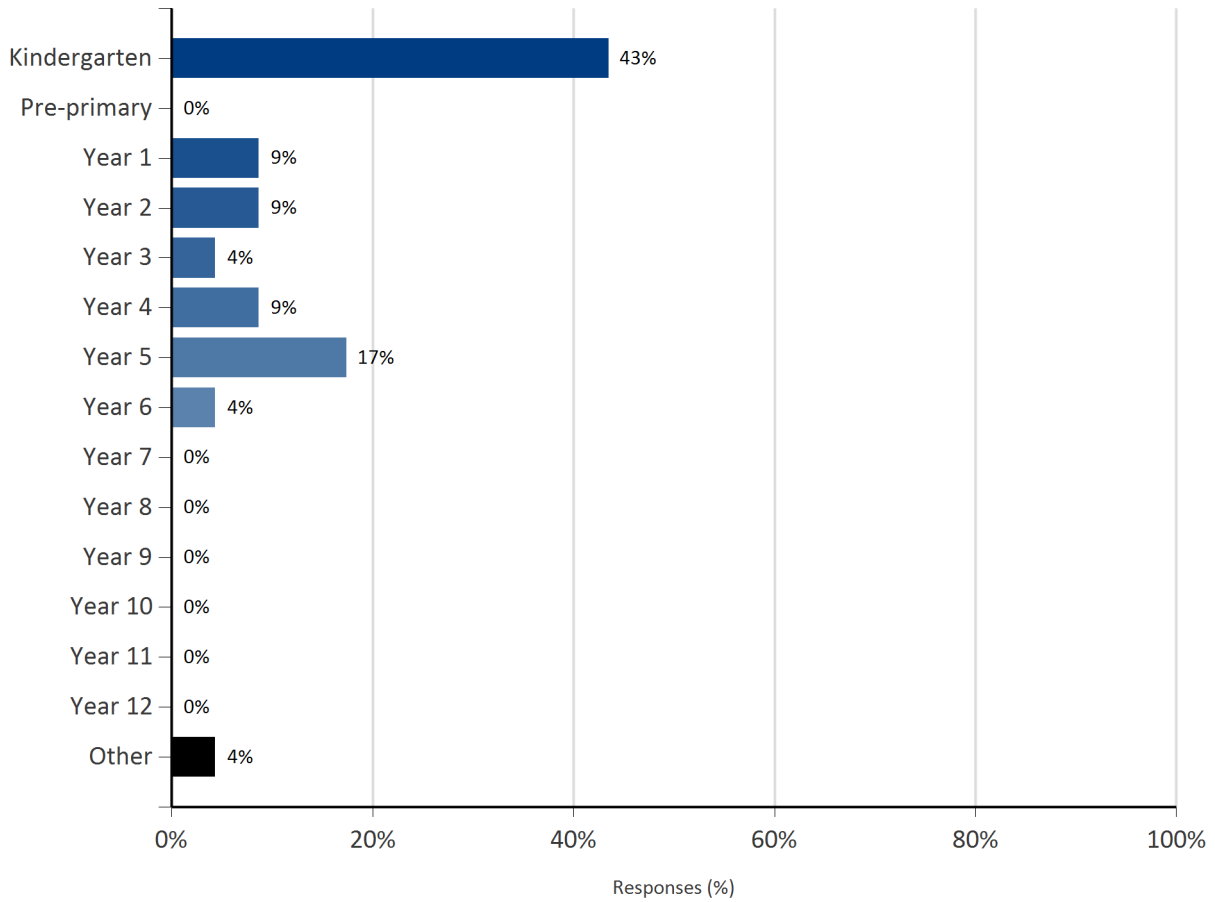
Survey title	Carson Street National School Opinion Parent Survey
Report title	Distribution - single
Organisation name	Carson Street School
Generation time & date	11:40AM - 29 Jul 2016
Generated by	John Exeter
Distribution name	Carson Street National School Opinion Parent Survey - 28/06/2016 11:01 AM
School year	2016
Num of online responses	22
Num of manual responses	1

1 . Are you male or female?



	Male		Female	
	Num	%	Num	%
Number	2	9%	21	91%

2 . What is the Year level of the child you are considering when you answer this survey?



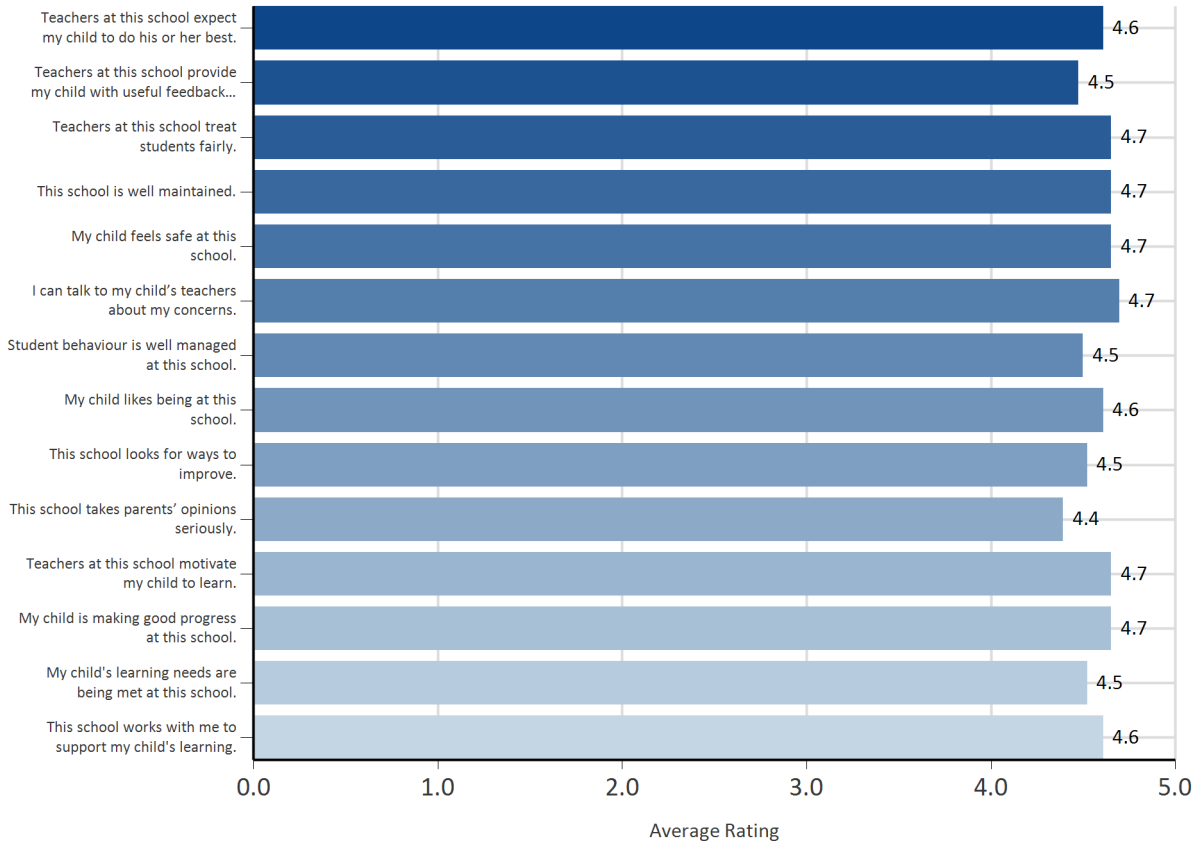
	Kindergarten		Pre-primary		Year 1		Year 2		Year 3		Year 4		Year 5	
	Num	%	Num	%	Num	%	Num	%	Num	%	Num	%	Num	%
Number	10	43%	-	-	2	9%	2	9%	1	4%	2	9%	4	17%

	Year 6		Year 7		Year 8		Year 9		Year 10		Year 11		Year 12	
	Num	%	Num	%	Num	%	Num	%	Num	%	Num	%	Num	%
Number	1	4%	-	-	-	-	-	-	-	-	-	-	-	-

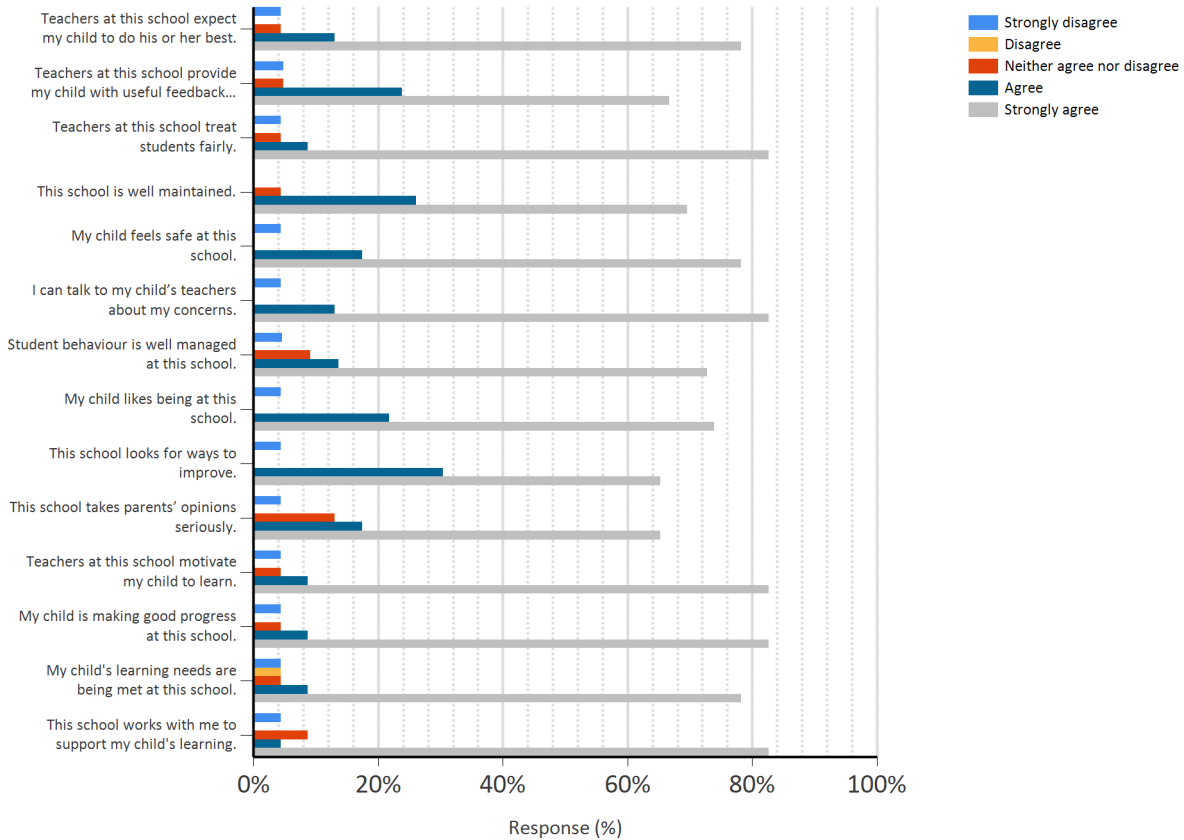
	Other	
	Num	%
Number	1	4%

3 . Please rate the items below

Rating	Score
Strongly agree	5
Agree	4
Neither agree nor disagree	3
Disagree	2
Strongly disagree	1



Carson Street National School Opinion Parent Survey



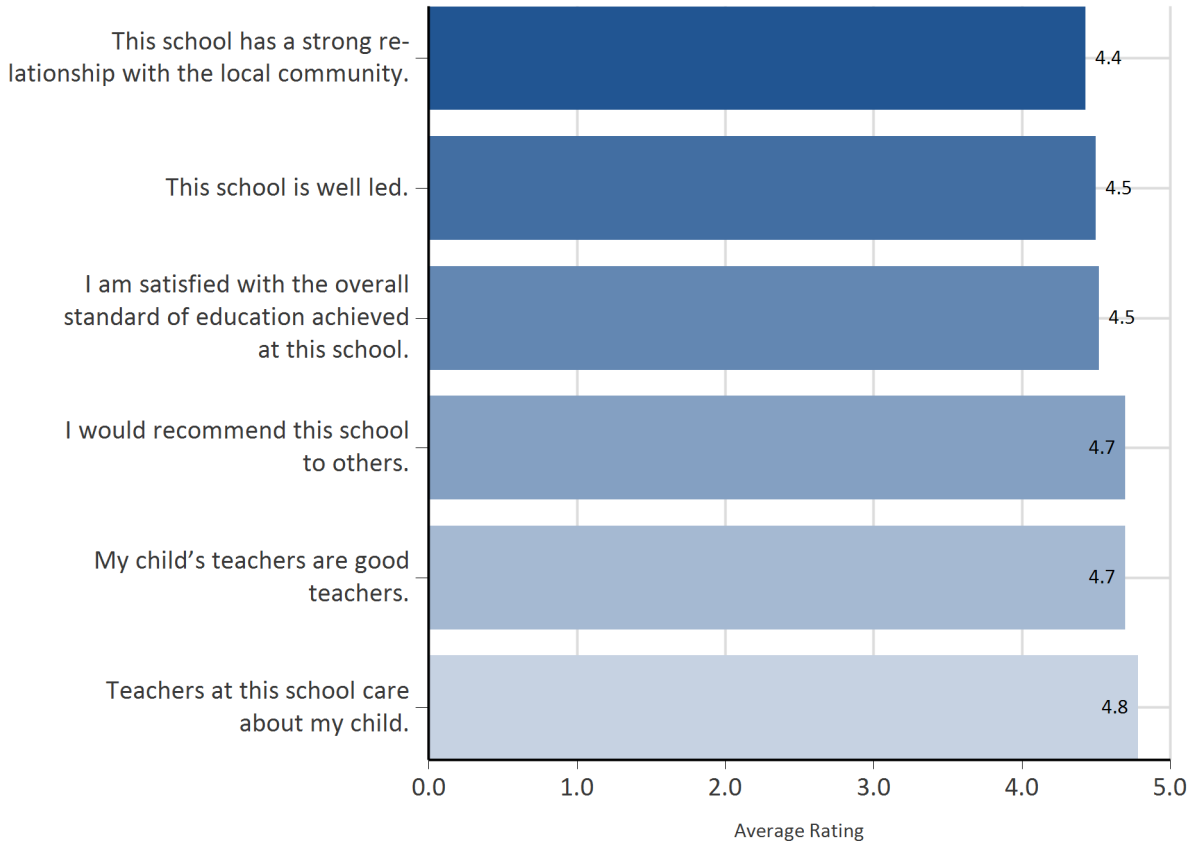
	Strongly disagree		Disagree		Neither agree nor disagree		Agree		Strongly agree	
	Num	%	Num	%	Num	%	Num	%	Num	%
Teachers at this school expect my child to do his or her best.	1	4%	-	-	1	4%	3	13%	18	78%
Teachers at this school provide my child with useful feedback about his or her school work.	1	5%	-	-	1	5%	5	24%	14	67%
Teachers at this school treat students fairly.	1	4%	-	-	1	4%	2	9%	19	83%
This school is well maintained.	-	-	-	-	1	4%	6	26%	16	70%
My child feels safe at this school.	1	4%	-	-	-	-	4	17%	18	78%
I can talk to my child's teachers about my concerns.	1	4%	-	-	-	-	3	13%	19	83%
Student behaviour is well managed at this school.	1	5%	-	-	2	9%	3	14%	16	73%
My child likes being at this school.	1	4%	-	-	-	-	5	22%	17	74%
This school looks for ways to improve.	1	4%	-	-	-	-	7	30%	15	65%
This school takes parents' opinions seriously.	1	4%	-	-	3	13%	4	17%	15	65%
Teachers at this school motivate my child to learn.	1	4%	-	-	1	4%	2	9%	19	83%

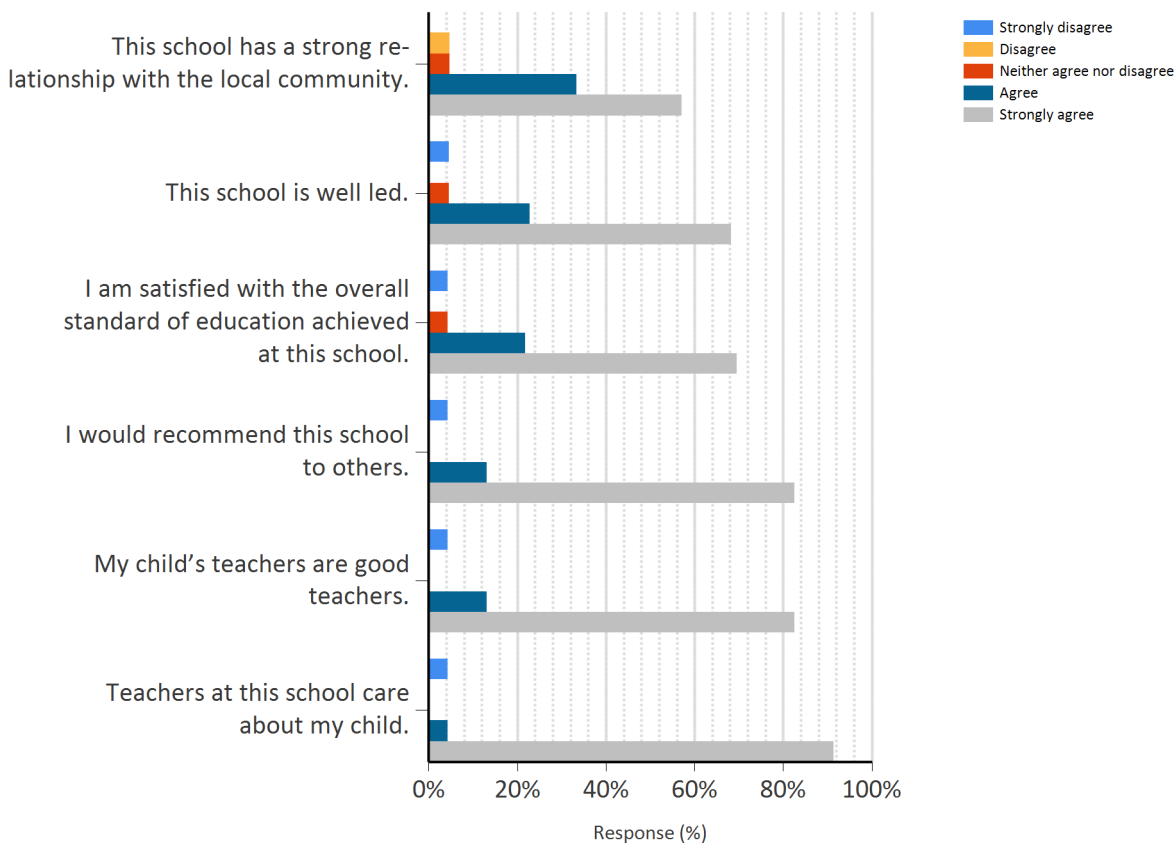
Carson Street National School Opinion Parent Survey

My child is making good progress at this school.	1	4%	-	-	1	4%	2	9%	19	83%
My child's learning needs are being met at this school.	1	4%	1	4%	1	4%	2	9%	18	78%
This school works with me to support my child's learning.	1	4%	-	-	2	9%	1	4%	19	83%

4 . Please rate the items below.

Rating	Score
Strongly agree	5
Agree	4
Neither agree nor disagree	3
Disagree	2
Strongly disagree	1

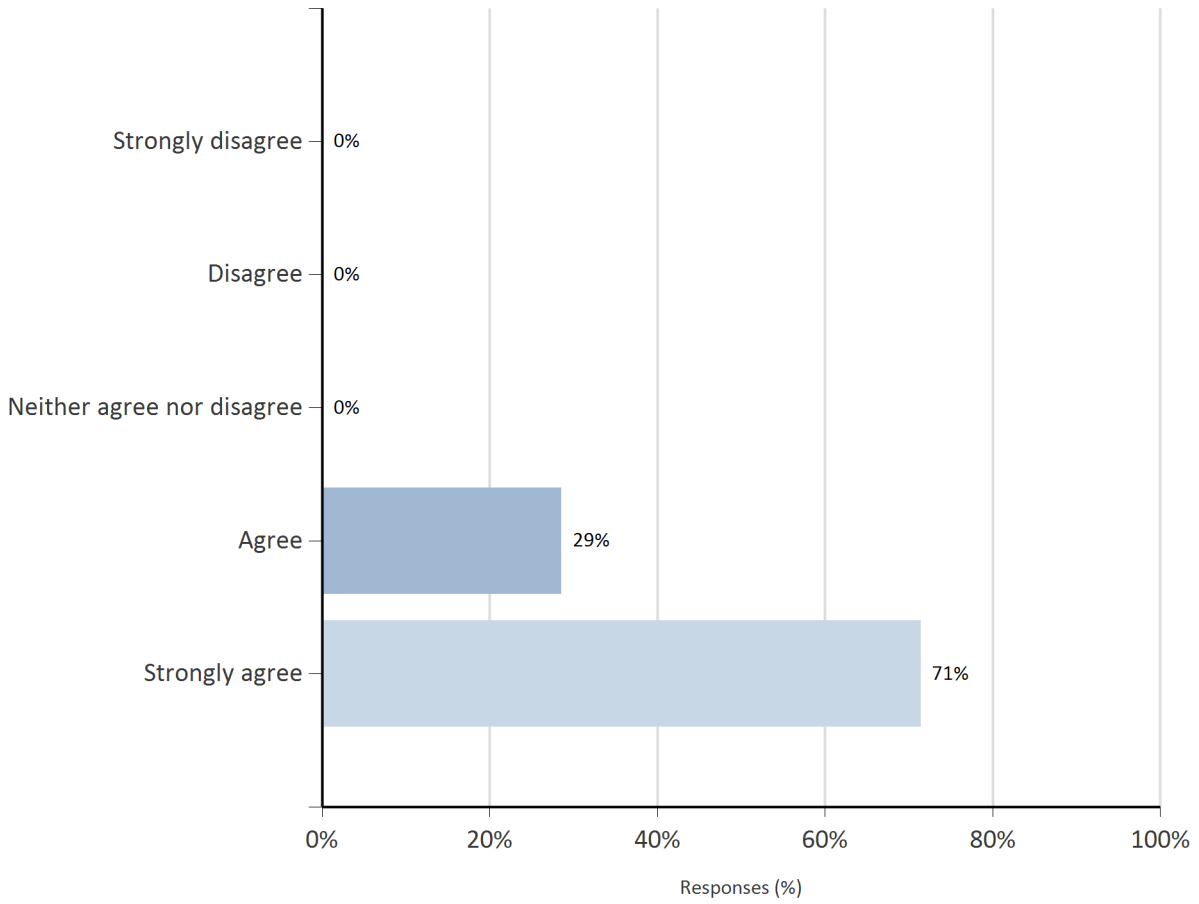




	Strongly disagree		Disagree		Neither agree nor disagree		Agree		Strongly agree	
	Num	%	Num	%	Num	%	Num	%	Num	%
This school has a strong relationship with the local community.	-	-	1	5%	1	5%	7	33%	12	57%
This school is well led.	1	5%	-	-	1	5%	5	23%	15	68%
I am satisfied with the overall standard of education achieved at this school.	1	4%	-	-	1	4%	5	22%	16	70%
I would recommend this school to others.	1	4%	-	-	-	-	3	13%	19	83%
My child's teachers are good teachers.	1	4%	-	-	-	-	3	13%	19	83%
Teachers at this school care about my child.	1	4%	-	-	-	-	1	4%	21	91%

5 . Our School Parents and Citizens Association funds facilities and supports our students and their programs.

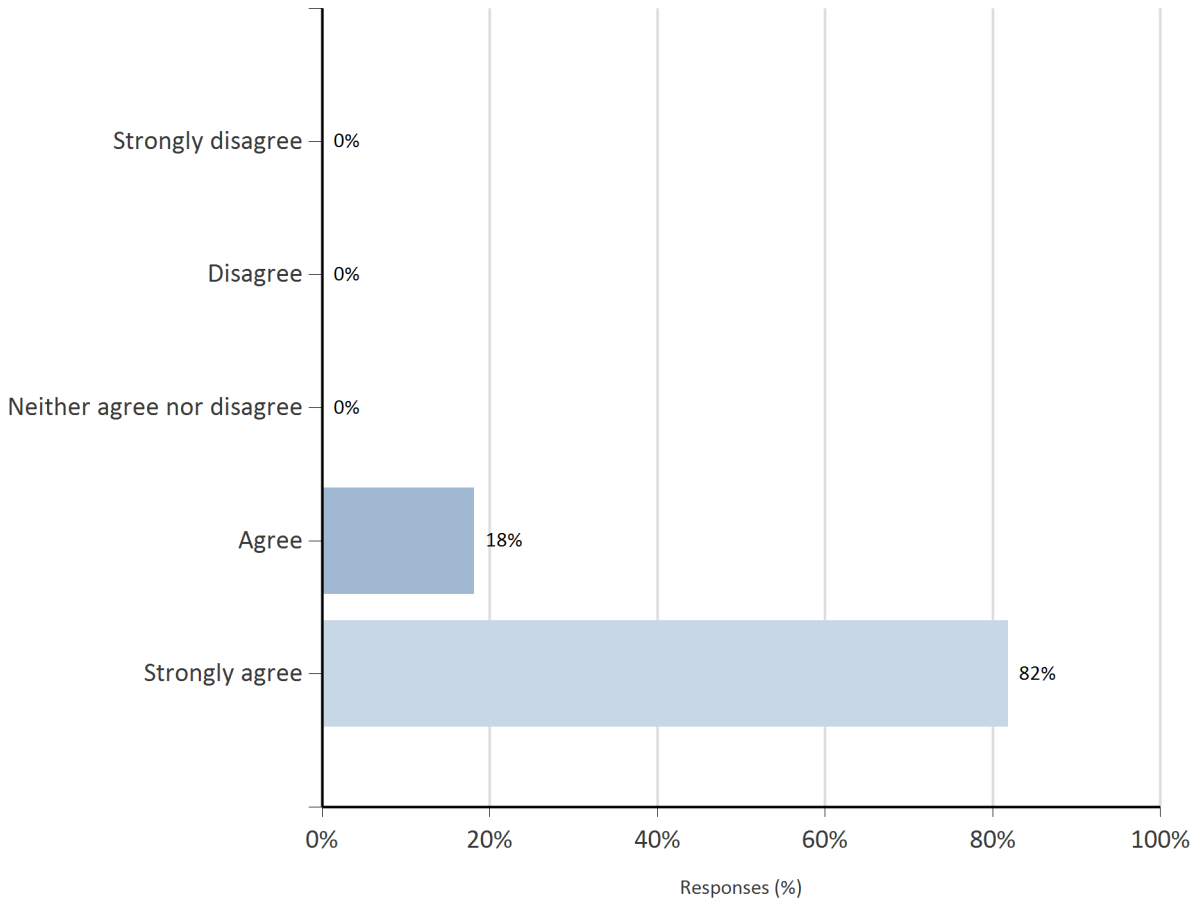
Rating	Score
Strongly agree	5
Agree	4
Neither agree nor disagree	3
Disagree	2
Strongly disagree	1



	Strongly disagree		Disagree		Neither agree nor disagree		Agree		Strongly agree	
	Num	%	Num	%	Num	%	Num	%	Num	%
Number	-	-	-	-	-	-	6	29%	15	71%

6 . Education Assistants support the learning and participation of our students.

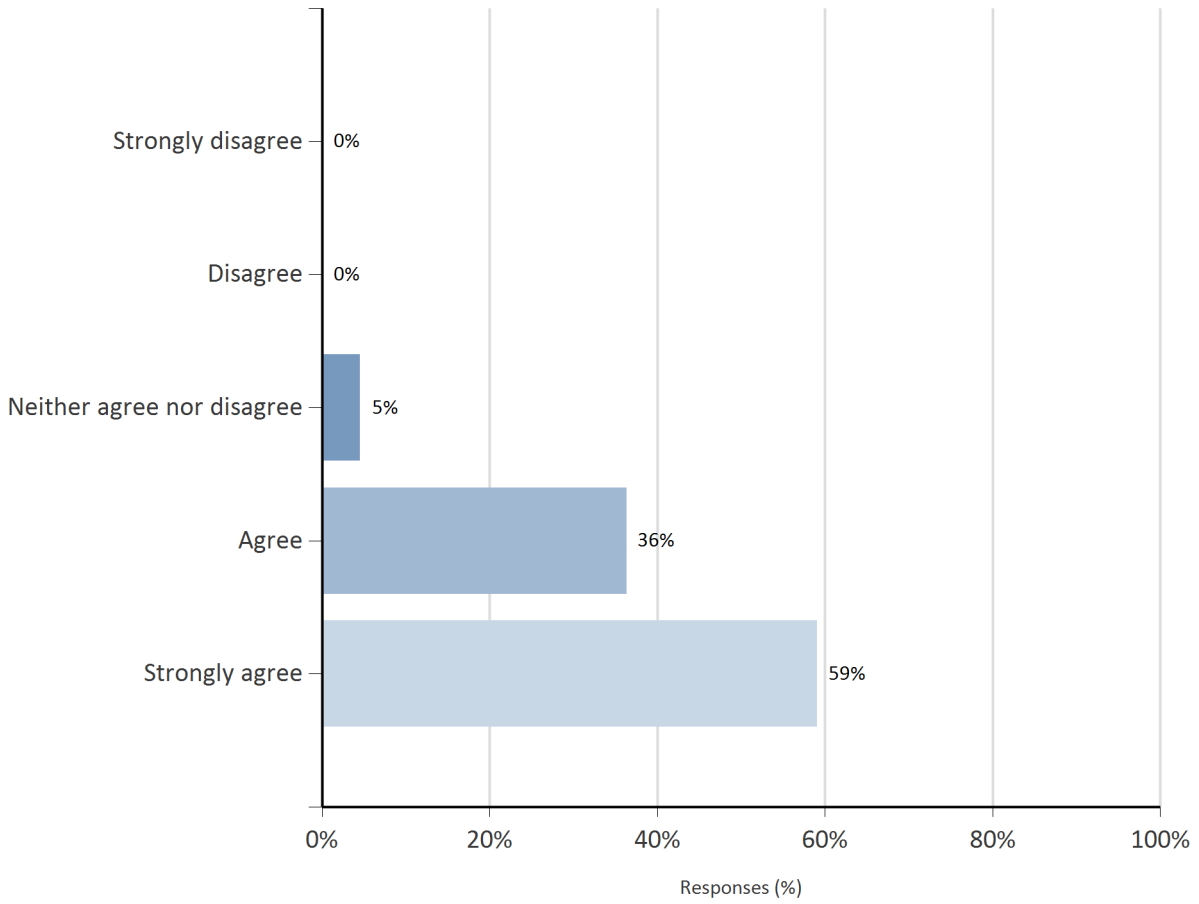
Rating	Score
Strongly agree	5
Agree	4
Neither agree nor disagree	3
Disagree	2
Strongly disagree	1



	Strongly disagree		Disagree		Neither agree nor disagree		Agree		Strongly agree	
	Num	%	Num	%	Num	%	Num	%	Num	%
Number	-	-	-	-	-	-	4	18%	18	82%

7 . An effective School Board is a contributing factor in our School improvement.

Rating	Score
Strongly agree	5
Agree	4
Neither agree nor disagree	3
Disagree	2
Strongly disagree	1



	Strongly disagree		Disagree		Neither agree nor disagree		Agree		Strongly agree	
	Num	%	Num	%	Num	%	Num	%	Num	%
Number	-	-	-	-	1	5%	8	36%	13	59%